

# Valves and Fittings



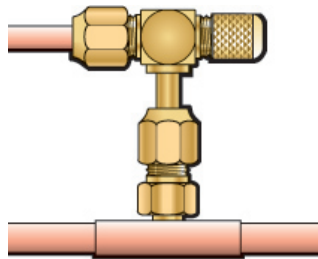
## Swivel Flare Connection

Add multiple ports with just one fitting. These valves offer a safe, simple installation without the need for brazing. All of the flare ends are tapped to receive access core. JB provides a full range of various end configurations to provide greater flexibility. One core and cap are packaged with each valve.

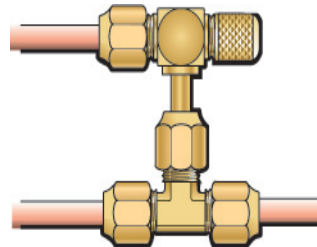
### Typical swivel flare installation

Swivel flare with core depressor installed on existing access valve. Add a new line or control. No refrigerant loss on charged system.

After installation, rotate valve for best hook-up position.

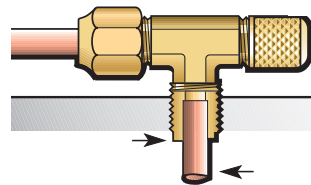


Valve without depressor installed on flare fitting. Multiple ports provide additional line or controls and access site.



### Typical MPT Installation

All MPT connections have internal braze cup for dip tube installation.



## MPT Connection

### Tee

Part No.	Description	Pkg.
A31452	1/8" MPT branch	3
A31454	1/4" MPT branch	3
A31512	1/8" MPT run	3
A31514	1/4" MPT run	3



A31452  
A31454



A31512  
A31514

### Cross

Three access ports


Part No.	Description	Pkg.
A31522	1/8" MPT cross	1



## 1/4" Access Valves

### Tee with depressor

Part No.	Description	Pkg.
A31851	1/4" Fe SAE swivel nut on run	3
A31852	1/4" Fe SAE swivel nut on branch	3



A31851  
A31864

### Tee without depressor


Part No.	Description	Pkg.
A31854	1/4" Fe SAE swivel nut on run	3
A31864	1/4" Fe SAE swivel nut on branch	3



A31852  
A31854

### Tee without depressor

Part No.	Description	Pkg.
A31853	3/8" x 3/8" Fe SAE swivel nut x access	1
A31856	3/8" x access x 3/8" Fe SAE swivel nut	1



A31853

### Cross with depressor


Part No.	Description	Pkg.
A31520	1/4" Fe SAE swivel nut x access	1



A31520

## Forged Brass Braze Tees

Part No.	Description	Pkg.
A31234	1/4" OD	3
A31235	5/16" OD	3
A31236	3/8" OD	3
A31238	1/2" OD	3



Part No.	Description	Pkg.
A31544	1/4" OD	3

