

# DV-40S

WIRELESS MICRON GAUGE



QUICK START GUIDE

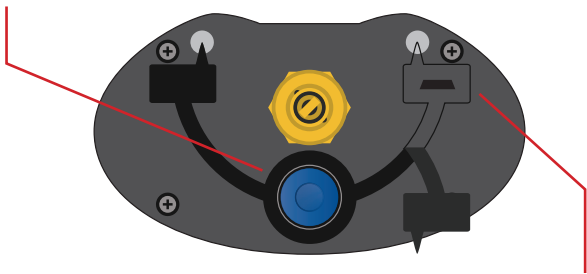


## JB INDUSTRIES

TM [WWW.JBIND.COM](http://WWW.JBIND.COM) 800.323.0811 [SALES@JBIND.COM](mailto:SALES@JBIND.COM)

# HOW TO TURN ON/OFF DV-40S WIRELESS MICRON GAUGE

- 1 To turn power on/off, press blue power button on bottom of DV-40S once



- 2 To charge unit, plug micro-USB into female micro-USB port on bottom of DV-40S

# CONNECTING A SMART DEVICE TO DV-40S

## ***REQUIREMENT:***


Apple iPhone 4s or higher and iPad 3 or higher

OR

Android 4.3 or higher

## **INSTALL THE FREE JB DV-40S APP**

Available in the Apple App Store  
and Google Play for Android



**BEGIN WITH DV-40S OFF AND AN UNPAIRED TABLET OR PHONE**

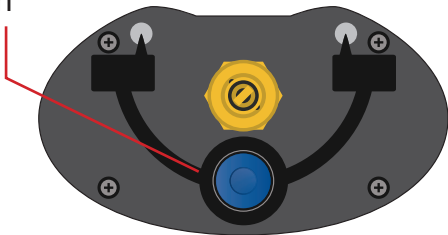
- 1 Turn on the smart device (tablet or phone)
- 2 Turn on Bluetooth in your smart device settings



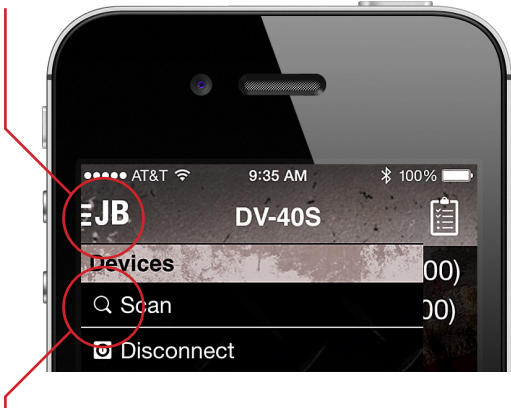
Bluetooth

On >

- 3 Turn on the DV-40S on by pressing the blue power button




4 Touch the “JB” icon at the upper left of the app



5 From the expanding menu, select “Scan” to search for compatible devices

# CONNECTING A SMART DEVICE TO DV-40S (CONTINUED)

- 6 Select your vacuum gauge from the list of detected devices

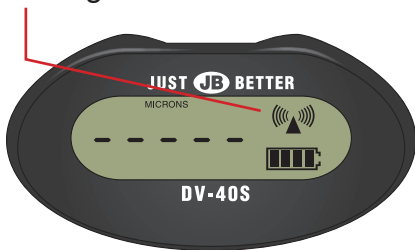


*IF THE DV-40S DOES NOT APPEAR IN THE LIST OF DETECTED DEVICES:*

Make sure it is unpaired from any other, previously used, smart device.

Turn off both the DV-40s and smart device, and start over from step one.

- 7** Verify the connection by looking at the signal strength indicator on the DV-40S



- 8** The DV-40S is now paired to your smart device and is ready for use

*IF THE DV-40S DOES NOT CONNECT AFTER SELECTING IT:*

Make sure it is unpaired from any other, previously used, smart device.

Turn off both the DV-40s and smart device, and start over from step one.



FOR MORE INFORMATION  
ON THE JB DV-40S  
WIRELESS MICRON GAUGE  
& FULL MANUAL VISIT US  
AT [WWW.JBIND.COM](http://WWW.JBIND.COM)

**CONNECT WITH US**



**JB INDUSTRIES**

[WWW.JBIND.COM](http://WWW.JBIND.COM) 800.323.0811 [SALES@JBIND.COM](mailto:SALES@JBIND.COM)

Form No. DV-40S-308