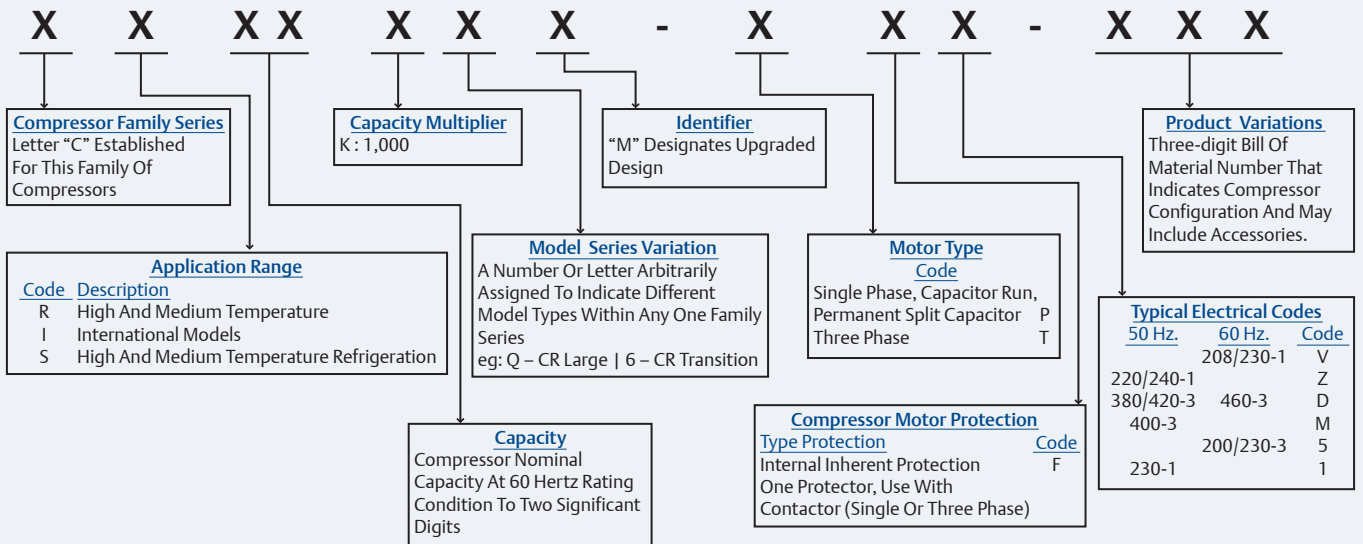
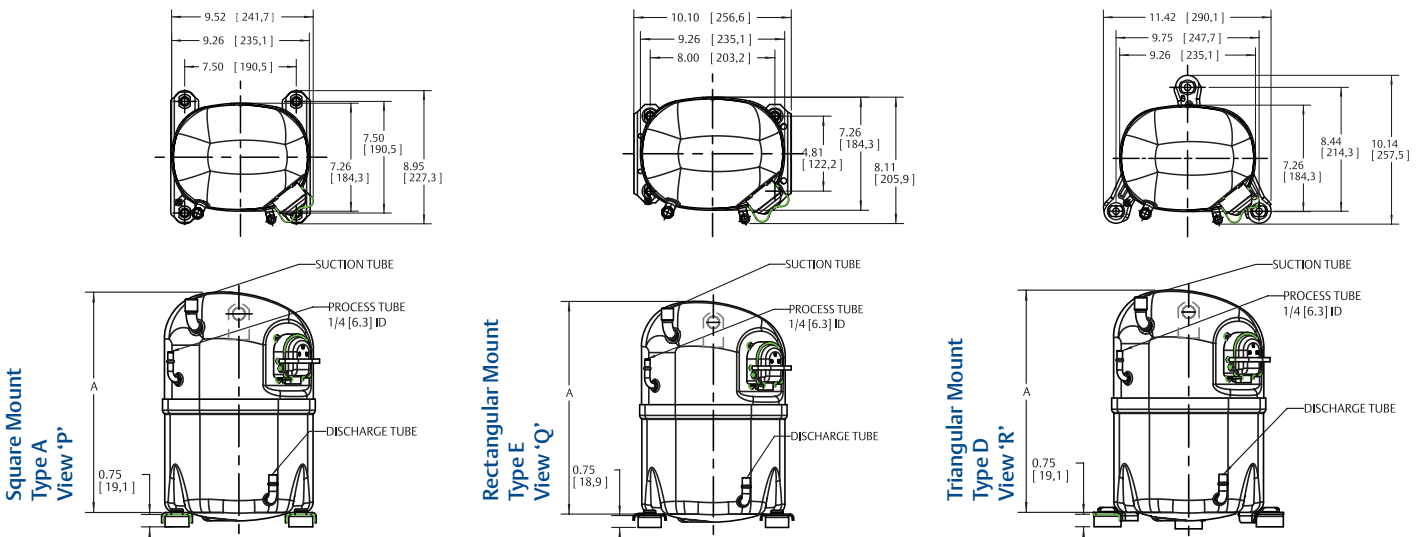


## Nomenclature Details



## Mechanical Dimensions for CRK6M

SN	Compressor Model	View	Mount type	Suction Tube ID			Discharge Tube ID		SN	Compressor Model	View	Mount type	Suction Tube ID			Discharge Tube ID	
				Dist 'A'	inch	mm	inch	mm					inch	mm	inch	mm	inch
1	CR20K6M-PFV	P	A	13.35	5/8	15.8	3/8	9.5	20	CR30K6M-PF1	Q	E	14.11	5/8	15.8	3/8	9.5
2	CR20K6M-PFV	Q	E	13.35	5/8	15.8	3/8	9.5	21	CR30K6M-PF1	R	D	14.11	5/8	15.8	3/8	9.5
3	CR20K6M-PFV	R	D	13.35	5/8	15.8	3/8	9.5	22	CR30K6M-TFM	P	A	13.59	5/8	15.8	3/8	9.5
4	CR22K6M-PF1	P	A	13.35	5/8	15.8	3/8	9.5	23	CR32K6M-PFZ	P	A	14.11	5/8	15.8	3/8	9.5
5	CR22K6M-PF1	Q	E	13.35	5/8	15.8	3/8	9.5	24	CR32K6M-PFZ	Q	E	14.11	5/8	15.8	3/8	9.5
6	CR22K6M-PF1	R	D	13.35	5/8	15.8	3/8	9.5	25	CR32K6M-PFV	P	A	13.35	5/8	15.8	3/8	9.5
7	CR22K6M-TFM	P	A	13.59	1/2	12.7	3/8	9.5	26	CR32K6M-PFV	Q	E	13.35	5/8	15.8	3/8	9.5
8	CR24K6M-PFZ	P	A	13.35	5/8	15.8	3/8	9.5	27	CR34K6M-PFZ	P	A	14.11	3/4	19.1	3/8	9.5
9	CR24K6M-PFZ	Q	E	13.35	5/8	15.8	3/8	9.5	28	CR34K6M-PFZ	Q	E	14.11	3/4	19.1	3/8	9.5
10	CR24K6M-PFZ	R	D	13.35	5/8	15.8	3/8	9.5	29	CR34K6M-PFV	P	A	14.11	3/4	19.1	3/8	9.5
11	CR24K6M-PFV	P	A	13.35	5/8	15.8	3/8	9.5	30	CR34K6M-PFV	Q	E	14.11	3/4	19.1	3/8	9.5
12	CR24K6M-PFV	Q	E	13.35	5/8	15.8	3/8	9.5	31	CR34K6M-TFD	P	A	13.59	3/4	19.1	3/8	9.5
13	CR24K6M-PFV	R	D	13.35	5/8	15.8	3/8	9.5	32	CR34K6M-TF5	P	A	13.59	3/4	19.1	3/8	9.5
14	CR24K6M-TFD	P	A	13.59	5/8	15.8	3/8	9.5	33	CR37K6M-PFZ	P	A	14.11	3/4	19.1	3/8	9.5
15	CR24K6M-TF5	P	A	13.59	5/8	15.8	3/8	9.5	34	CR37K6M-PFZ	Q	E	14.11	3/4	19.1	3/8	9.5
16	CR28K6M-PFV	P	A	14.11	3/4	19.1	3/8	9.5	35	CR37K6M-PFV	P	A	14.11	3/4	19.1	3/8	9.5
17	CR28K6M-PFV	Q	E	14.11	3/4	19.1	3/8	9.5	36	CR37K6M-PFV	Q	E	14.11	3/4	19.1	3/8	9.5
18	CR28K6M-PFV	R	D	14.11	3/4	19.1	3/8	9.5	37	CR37K6M-TFD	P	A	14.00	3/4	19.1	3/8	9.5
19	CR30K6M-PF1	P	A	14.11	5/8	15.8	3/8	9.5	38	CR37K6M-TF5	P	A	14.00	3/4	19.1	3/8	9.5




## HCFC-22 Compressor Specifications

Series	Frequency (Hz)	Compressor Model	Cooling Capacity (Btu/hr)	Input Power (Watts)	EER	Input Current (Amps)	LRA	Displacement (CC/Rev.)
CRK6M	50Hz	CR22K6M-PF1	18500	1750	10.6	7.8	54	40.8
		CR24K6M-PFZ	19800	1950	10.2	8.5	54	44.28
		CR24K6M-TFD	19900	1975	10.1	3.6	20	44.28
		CR30K6M-PF1	24250	2350	10.3	11	72	51.47
		CR32K6M-PFZ	27200	2720	10.0	13.4	85	57.7
		CR34K6M-PFZ	28700	2850	10.1	14	85	59.66
		CR34K6M-TFD	28300	2830	10.0	5.3	41	59.66
		CR36K6M-PFZ	29300	2720	10.8	13.6	85	56.65
		CR36K6M-TFM	29100	2680	10.9	4.9	41	59.66
		CR37K6M-TFD	31200	3000	10.4	5.6	45	63.52
		CR37K6M-PFZ	30600	3060	10.0	16	90	63.52
		CR42K6M-TFM	34200	3300	10.4	6.1	45	72.09
	CR42K6M-PFZ	34400	3300	10.4	15.4	104	72.08	
	60Hz	CR20K6M-PFV	20000	2000	10.0	8.5	60	39.35
		CR24K6M-PFV	23900	2350	10.2	10.3	60	44.28
		CR24K6M-TFD	23900	2300	10.4	3.5	24	44.28
		CR24K6M-TF5	23300	2300	10.1	6.8	55	44.28
		CR28K6M-PFV	28500	2650	10.8	12	80	49.62
		CR32K6M-PFV	32200	3280	9.8	15.4	88	57.7
		CR34K6M-PFV	34300	3385	10.1	15.8	88	59.66
		CR34K6M-TFD	33800	3300	10.2	5.1	45	59.66
		CR34K6M-TF5	33900	3300	10.3	10	65	59.66
		CR37K6M-PFV	36800	3680	10.0	16.8	86	63.52
		CR37K6M-TFD	37200	3580	10.4	5.6	45	63.52
CR37K6M-TF5		36500	3500	10.4	11	68	72.09	
CRKQM	50Hz	CR42K6M-TF5	41500	3850	10.8	11.8	68	72.09
		CR42K6M-PFV	41900	3875	10.8	17.9	102	72.08
		CR47KQM-PFZ	40700	3950	10.3	20	110	82.75
		CR47KQM-TFD	39700	3825	10.4	6.9	60	78.78
		CR53KQM-TFD	44700	4350	10.3	7.7	61	88.28
	60Hz	CR62KQM-TFD	51500	5100	10.1	8.8	55	101.92
		CR57KQM-TFD	47800	4650	10.3	8.3	61	94.61
		CR62KQM-TFD	61300	6075	10.1	8.7	50	101.92
		CR47KQM-PFV	47500	4650	10.2	22	115	82.74
		CR47KQM-TFD	47200	4550	10.4	6.8	51	78.78
		CR47KQM-TF5	45700	4420	10.3	13.5	125	78.78
		CR53KQM-TF5	52500	5050	10.4	15.5	135	88.28
		CR53KQM-TFD	53000	5200	10.2	7.5	60	88.28
		CR57KQM-TF5	56500	5540	10.2	16.2	135	94.61
CR57KQM-TFD	57000	5550	10.3	8.1	60	94.61		
CR62KQM-PFV	60600	6200	9.8	28.5	155	101.92		
CR62KQM-TF5	61300	6100	10.0	17.5	125	101.92		

Note: Data is as per ARI Rating Standard

Rating Conditions	Evaporating Temperature °F/°C	Condensing Temperature °F/°C	Ambient Temperature °F/°C	Liquid Temperature °F/°C
ARI	45/7.2	130/54.4	95/35	115/46.1

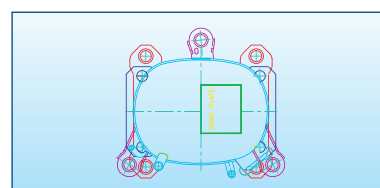
Voltage Rating (V-Phase-Hz)	Weight (Approx.)	Motor Circuit	Run Capacitor	
			Mfd	VAC
230-1-50	29.8	PSC / CSCR	36	440
220/240-1-50	29.8	PSC / CSCR	36	440
380/420-3-50	29.5	3 Phase	NA	NA
230-1-50	32.5	PSC / CSCR	45	440
220/240-1-50	32.5	CSCR	45	440
220/240-1-50	32.5	CSCR	45	440
380/420-3-50	31	3 Phase	NA	NA
220/240-1-50	34.9	CSCR	45	440
400-3-50	31	3 Phase	NA	NA
380/420-3-50	32	3 Phase	NA	NA
220/240-1-50	34.9	CSCR	50	440
400-3-50	32.7	3 Phase	NA	NA
220/240-1-50	32.9	CSCR	60	440
208/230-1-60	29.8	PSC / CSCR	36	440
208/230-1-60	29.8	PSC / CSCR	36	440
208/230-1-60	29.5	3 Phase	NA	NA
200/230-3-60	29.5	3 Phase	NA	NA
208/230-1-60	32.5	PSC / CSCR	45	440
208/230-1-60	29.8	CSCR	45	440
208/230-1-60	32.5	CSCR	45	440
460-3-60	31	3 Phase	NA	NA
200/230-3-60	31	3 Phase	NA	NA
208/230-1-60	34.9	CSCR	50	440
460-3-60	32	3 Phase	NA	NA
200/230-3-60	32.7	3 Phase	NA	NA
200/230-3-60	32.7	3 Phase	NA	NA
208/230-1-60	34	CSCR	40/45	440
220/240-1-50	36	CSCR	60	440
380/420-3-50	36.2	3 Phase	NA	NA
380/420-3-50	36.2	3 Phase	NA	NA
380/420-3-50	36.2	3 Phase	NA	NA
380/420-3-50	36.2	3 Phase	NA	NA
460-3-60	36.2	3 Phase	NA	NA
208/230-1-60	36	CSCR	60	440
460-3-60	36.2	3 Phase	NA	NA
200/230-3-60	36.8	3 Phase	NA	NA
200/230-3-60	36.8	3 Phase	NA	NA
460-3-60	36.2	3 Phase	NA	NA
200/230-3-60	36.8	3 Phase	NA	NA
460-3-60	36.2	3 Phase	NA	NA
208/230-1-60	40.3	CSCR	60	440
200/230-3-60	37	3 Phase	NA	NA



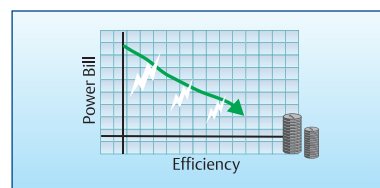
Best suited for 55°C  
High Ambient conditions




UL Approval\*



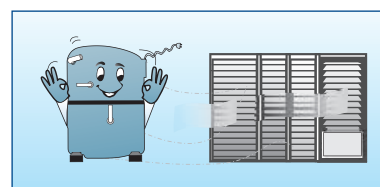
Multiple Choice Mounting



Ultra High Efficiency



High Liquid Handling Capability



Industry Leading Reliability

Return Gas Temperature °F/°C
65/18.3

Cooling Type (CFM) - 400  
Oil Charge Qty - 1330CC (approx.)

**Motor Circuit**

PSC - Permanent Split Capacitor

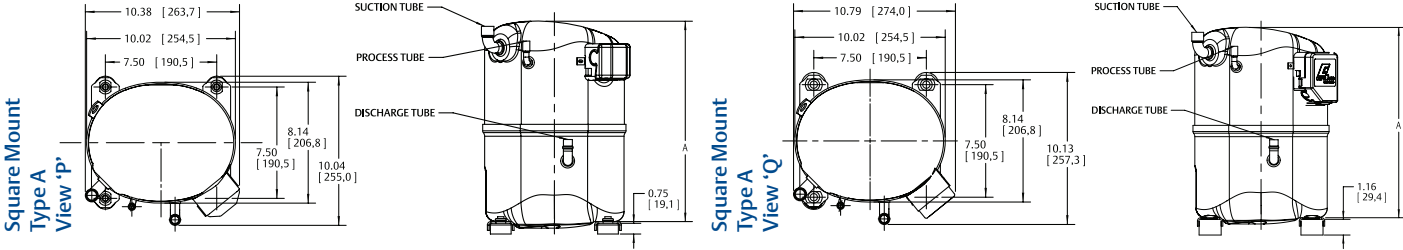
CSCR - Capacitor Start Capacitor Run

Components required For CSCR motor circuits are available on request

Performance values declared at rating conditions are subject to +/- 5% tolerance

## Mechanical Dimensions for CRKQM/CRK6M

SN	Compressor Model	View	Dist 'A'	Suction Tube ID			Discharge Tube ID		Process Tube ID		SN	Compressor Model	View	Dist 'A'	Suction Tube ID			Discharge Tube ID		Process Tube ID	
			inch	inch	mm	inch	mm	inch	mm	inch				mm	inch	mm	inch	mm	inch	mm	inch
1	CR36K6M-PFZ-101	P	13.76	3/4	19.1	3/8	9.5	1/4	6.3	10	CR47KQM-TF5-201	Q	14.26	7/8	22.2	1/2	12.7	3/8	9.5		
2	CR36K6M-TFM-101	P	13.51	3/4	19.1	3/8	9.5	1/4	6.3	11	CR53KQM-TFD-201	Q	14.26	7/8	22.2	1/2	12.7	3/8	9.5		
3	CR42K6M-PFZ-101	P	14.26	3/4	19.1	3/8	9.5	3/8	9.5	12	CR53KQM-TF5-201	Q	14.26	7/8	22.2	1/2	12.7	3/8	9.5		
4	CR42K6M-TF5-101	P	14.01	3/4	19.1	3/8	9.5	1/4	6.3	13	CR57KQM-TFD-201	Q	14.26	7/8	22.2	1/2	12.7	3/8	9.5		
5	CR42K6M-PFV-101	P	14.01	3/4	19.1	1/2	12.7	1/4	6.3	14	CR57KQM-TF5-201	Q	14.26	7/8	22.2	1/2	12.7	3/8	9.5		
6	CR42K6M-TFM-101	P	14.01	3/4	19.1	3/8	9.5	1/4	6.3	15	CR62KQM-PFV-201	Q	15.01	7/8	22.2	1/2	12.7	3/8	9.5		
7	CR47KQM-PFZ-101	P	14.26	7/8	22.2	1/2	12.7	3/8	9.5	16	CR62KQM-TFD-201	Q	14.26	7/8	22.2	1/2	12.7	3/8	9.5		
8	CR47KQM-PFV-101	P	14.26	7/8	22.2	1/2	12.7	3/8	9.5	17	CR62KQM-TF5-201	Q	14.26	7/8	22.2	1/2	12.7	3/8	9.5		
9	CR47KQM-TFD-201	Q	14.26	7/8	22.2	1/2	12.7	3/8	9.5												



## Bill of Material Nomenclature

1 <sup>st</sup> Digit	Compressor Mounting				Mounting Kit		Terminal Fence		
	A (Long Leg)	E (Short Leg)	D (3Leg)	Other***	Std**	Other***	Half Round-CR20 - CR37 Square - CR 36/42 PFV/PFZ/TFM & CR 47 PFZ/PFV)	Rectangular	
1	X				X		X		
2	X				X			X	
3		X			X		X		
4			X		X		X		
5		X				X	X		
6				X		X	X		
2 <sup>nd</sup> Digit	Suction			Discharge		Process			
	Tube Upward	Tube Angular	Tube Straight	Tube		Tube Upward		Other***	
0	X			X		X			
1		X		X		X			
2		X		X				X	
3 <sup>rd</sup> Digit	Crank Case Heater								
	No Heater	240V	480V						
1	X								
2		X							
3			X						

\*\*\* Indicates Non Standard Requirements & shall be suffixed by two digits at the end.

\*\* Standard Mounting Kit & Fence Design may vary for different Platform / Designs.

## Model Availability

Displacement/ Electrical	PFV	TF5	PF1	PFZ	TFM	TFD
CR20	101,102,301,401					
CR22			101,111		101,111	
CR24	101,102,301,401	101,102		101,102,301		101,102,103
CR28	101,102,301,401					
CR30			101,102,111,112,401,301		101,102,111,112	
CR32	101,102,301			101,102,301		
CR34	101,102	101,102		101,102		101,102,103
CR36				101,102,111,112	101,102,103,111,112, 113	
CR37	101,102	101,102		101,102		101,102,103
CR42	101,102	101,102		101,102	101,102,103	
CR47	101,102	201,202		101,102		201,202,203
CR53		201,202				201,202,203
CR57		201,202				201,202,203
CR62	201,202	201,202				201,202,203