



AIR CONDITIONING



REFRIGERATION



HEATING



hi-flow 1L & 2L

CONDENSATE REMOVAL PUMP

Proven reliability and performance. The evolution of this world class tank pump means it's more engineer focused and even easier to install and maintain... when time is precious look no further.



288L/h max. flow



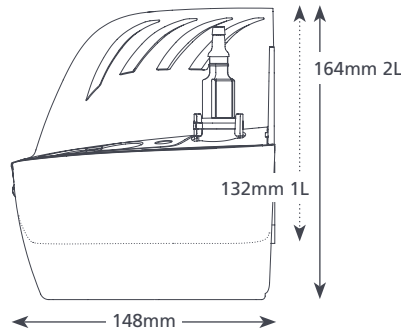
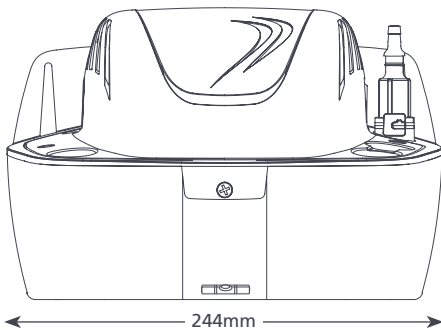
5m max. rec. head (flow rate 10L/h)

KEY FEATURES

- Easy access tank
- Twist & click non return outlet barb
- Built-in spirit level

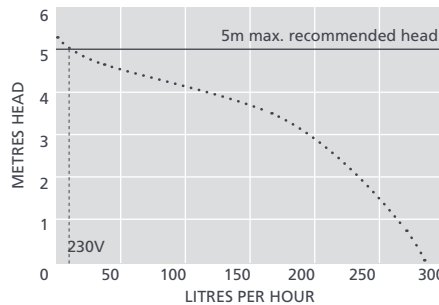
SUITABILITY

- Up to 384kW / 1.3m Btu/h
- Ducted units; Floor standing & Chassis units; Cassette unit



HI-FLOW 1L & 2L SPECIFICATIONS

Max. flow	288L/h @ 0 head
Max. rec. head	5m
Tank capacity	1L & 2L
Sound level@1m	55dB(A)
Power supply	230V AC 50-60Hz 0.6A*
Rated	Continuously
Class	I appliance
Max. output	384kW / 1.3m Btu/h
Max. water temp	40°C / 104°F
Inlet/outlet	x3 27mm in, 6-10mm out
IP Protection	IPX0
Safety switch	3.0A Normally closed
Thermal protection	✓
Fully potted	n/a
Self priming	n/a



SUGGESTED XTRA ACCESSORIES

Description	Part No.
Tank pump connector 16mm-21mm	FP2011
Tube To Soil Stack Adaptor	FP2038
Vinyl Tube Braided 1/4" (6mm)	AX5110

Xtra For more installation accessories take a look at our Aspen Xtra range

HI-FLOW 1L & 2L OPTIONS

Hi-flow 1L	FP2096/2
Hi-flow 2L	FP2122/2

* Other voltages available

IN THE BOX

Hi-flow 1L or 2L pump • 2m Plug & play power cable • 2 StayClean tablets • Fixing kit • Install manual

- Download manual at aspenspumps.com
- View install video at aspenspumps.com