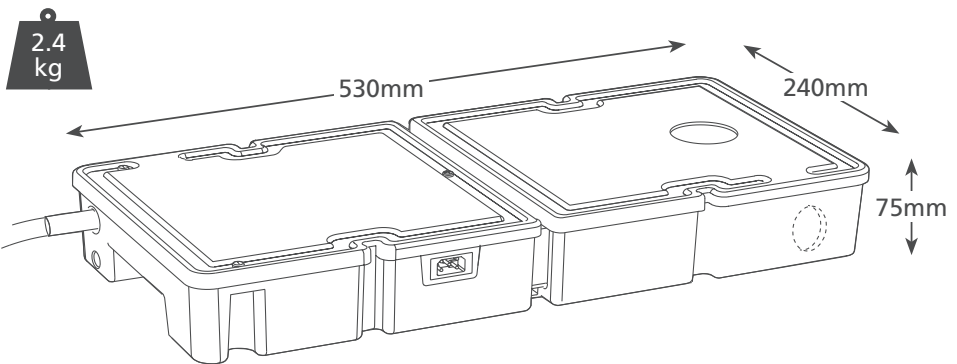



low profile errp



2704 11/14



 aspenspumps.com

 +44 (0)1323 848842

 sales@aspenspumps.com

Information correct at time of going to press

Aspen Pumps, Apex Way, Hailsham, East Sussex, BN27 3WA, UK



low profile errp

CONDENSATE REMOVAL PUMP

Designed exclusively to fit underneath retail refrigeration cabinets the lightweight plastic ERRP (Economical Retail Refrigeration Pump) allows for the removal of defrost and contaminated water.

Description: The pump is designed to be installed underneath 'island' refrigeration units to collect water during the defrost cycle, where direct drainage is not available. The pump is triggered by a hall-effect float/sensor arrangement and will discharge the water to a maximum height of 21 metres to a suitable drain.

There is a high level safety switch which will either enable the plant to be switched off or sound an alarm in the event of a pump failure.

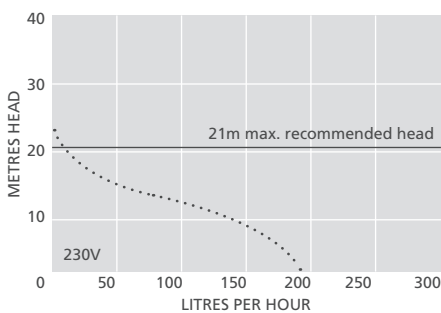
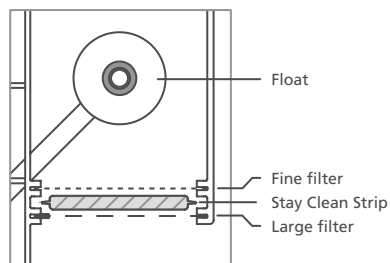
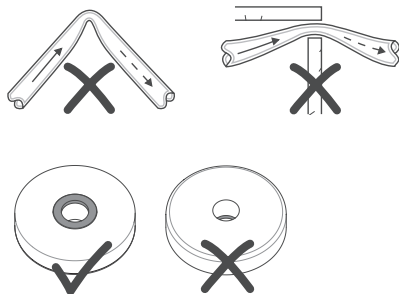
Installation Notes: IMPORTANT: Only one refrigeration unit must drain into this pump. This pump is designed to sit level on its base. Ensure that there are no kinks or trapped parts in the discharge piping, which must have an internal diameter of 9mm and be secured to the pump outlet with a clamp. The float must always be located around the float column, with the magnet uppermost.

IMPORTANT: For hygiene and performance, we strongly recommend an anti-bacterial "Stayclean" strip is ALWAYS positioned between the two filters in the tank. The anti-bacterial strip must be BETWEEN the two filters and NOT in the float chamber.

Service Guide: Flush the pump through with anti-bacterial wash and clean both filters every 6 months or more often if required, to avoid sludge build up.

Replacement anti-bacterial "Stayclean" strips are available from Aspen Pumps.

N.B. The contractors should satisfy themselves that any chemicals used are compatible with the pump.



LOW PROFILE ERRP SPECIFICATIONS

Max. flow	190L/h @ 0 head
Max. rec. head	21m
Tank capacity	3.5L
Sound level@1m	60dB(A)
Power supply	230V AC 50-60Hz 0.2A
Rated	Continuous
Class	I appliance
Max. unit output	n/a
Max. water temp	40°C / 104°F
Inlet/outlet	50mm in, 10mm out
IP Protection	IPX4
Safety switch	3.0A Normally closed
Thermal protection	✓
Fully potted	n/a
Self priming	n/a

ELECTRICAL CONNECTION

Brown	Live
Blue	Neutral
Green / yellow	Earth
Black	N/C
Black	Common

IMPORTANT: THE SAFETY SWITCH SHOULD ALWAYS BE UTILISED.

